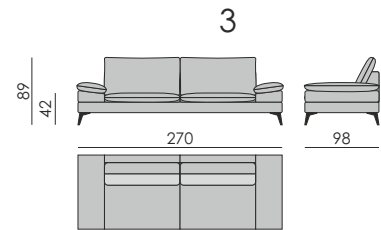
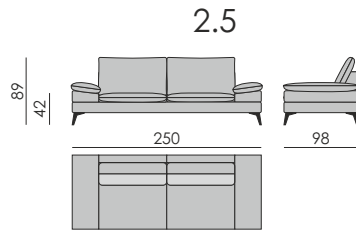
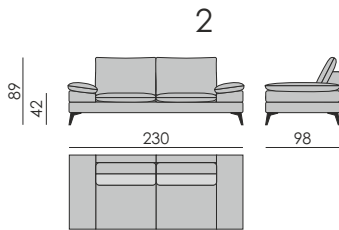


DUO

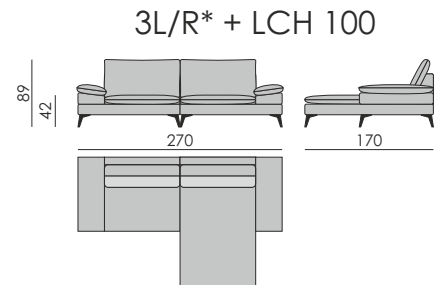
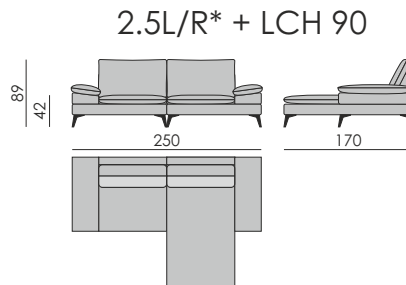
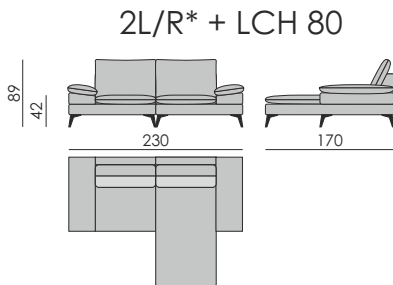
Pianka siedzisko: HR35/36, T30/45
Sprężyna: falista
Poduszki oparciove: tak, pierze z kulką silikonową
Poduszka siedziskowa: HR35/36
Noga: metalowa, 16cm
Szew: biza



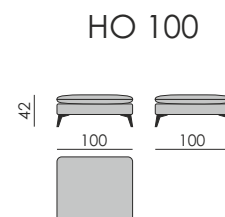
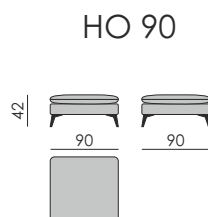
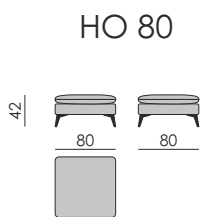
Sofy



Narożniki



Pufy



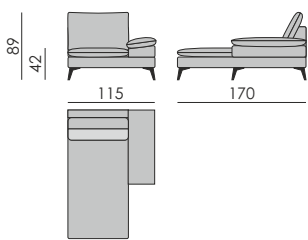
DUO

Pianka siedzisko: HR35/36, T30/45
Sprężyna: falista
Poduszki oparciove: tak, pierze z kulką silikonową
Poduszka siedziskowa: HR35/36
Noga: metalowa, 16cm
Szew: biza

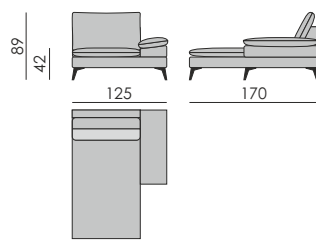


Własna konfiguracja

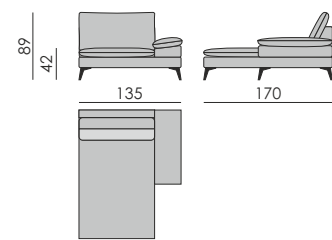
LCH 80



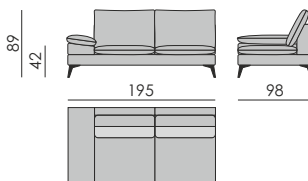
LCH 90



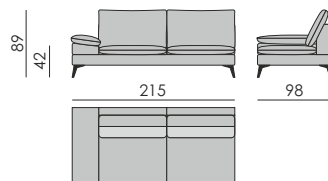
LCH 100



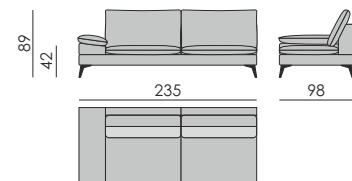
2 L/R



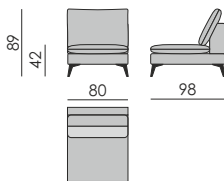
2.5 L/R



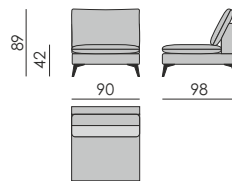
3 L/R



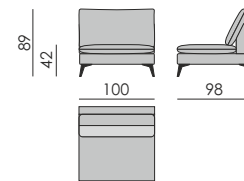
80 OA



90 OA



100 OA



EK

